



CIBC Core Plus Fixed Income Pool — ETF Series

Fund category

Global Fixed Income

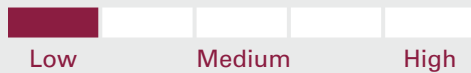
Investment objective

This ETF will focus on generating regular income and modest long-term capital appreciation by investing primarily in units of other mutual funds that invest in fixed income securities.

Why invest?

Access to advanced bond strategies through a simple, all-in-one solution.

Volatility & risk analysis



Fund details

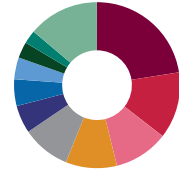
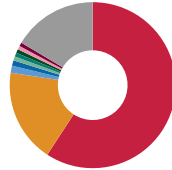
Ticker	CPLS
CUSIP	12547X102
Stock Exchange	TSX
Inception date	Oct 29, 2020
Currency	CAD
Units Outstanding	250,000.0
NAV / Unit	17.64
Market Price / Unit	17.63
Management Fee %	0.30
Management expense ratio %	0.45
Distribution Yield	0.050
Trailing Distribution Yield	0.041
Total assets \$mil	4.4

Performance as at March 31, 2024

Annual return (%)	2014	2015	2016	2017	2018	2019	2020	2021	2022	2023	YTD
ETF	-	-	-	-	-	-	-	-0.8	-8.8	7.1	0.2

Trailing return (%)	1 mth	3 mths	6 mths	1 yr	2 yrs	3 yrs	5 yrs	10 yrs	SI
ETF	0.5	0.2	5.9	4.4	1.7	-0.2	-	-	-0.2

Portfolio analysis as at March 31, 2024



Geographic allocation*	(%)	Fixed income breakdown	(%)
Canada	59.23	Canadian Investment Grade Bonds	22.54
United States	18.18	Canadian Provincial Bonds	12.99
Mexico	1.37	Canadian Government Bonds	10.60
United Kingdom	1.06	International Government Bonds	10.01
Brazil	0.79	Canadian Corporate Bonds	9.38
China	0.76	U.S. High Yield Bonds	5.46
Indonesia	0.73	U.S. Investment Grade Bonds	5.18
South Africa	0.72	Bank Loans	4.25
Colombia	0.71	International Investment Grade Bonds	3.16
Other	16.45	U.S. Government Bonds	2.61
		Other	13.84



CIBC Core Plus Fixed Income Pool — ETF Series

Investment managers

CIBC Asset Management Inc.

Top underlying funds	(%)
CIBC Canadian Fixed Income Private Pool	18.08
CIBC Active Investment Grade Corporate Bond ETF	14.10
CIBC Canadian Bond Fund	12.98
CIBC Short-Term Income Fund	10.99
CIBC Emerging Markets Local Currency Bond Fund	8.04
CIBC Active Investment Grade Floating Rate Bond ETF	5.57
CIBC Global Bond Private Pool	5.03
CIBC Floating Rate Income Fund	4.90
CIBC High-Yield Bond Fund	4.52
iShares J.P. Morgan EM Corporate Bond ETF	3.10

Top holdings	(%)
Cash & Equivalents	18.95
Gov. of Canada, 3.25%, 9/1/2028	0.68
Gov. of Canada, 3.5%, 3/1/2028	0.64
Canada Housing Trust No.1, 2.35%, 6/15/2027	0.54
Wells Fargo & Co., 2.57%, 5/1/2026	0.53
Province of Ontario, 2.9%, 12/2/2046	0.51
Gov. of Canada, 1.75%, 12/1/2053	0.49
Canada Housing Trust No.1, 3.6%, 12/15/2027	0.46
AT&T Inc., 4%, 11/25/2025	0.43
Province of Ontario, 3.45%, 6/2/2045	0.43

More holdings details	Total
Number of Portfolio Holdings	15

For more information, please contact your advisor or visit [cibc.com](https://www.cibc.com)



CIBC Core Plus Fixed Income Pool — ETF Series

* Due to rounding, amounts presented herein may not add up precisely to the total.

CIBC ETFs are managed by CIBC Asset Management Inc. ("CAMI"), a subsidiary of Canadian Imperial Bank of Commerce. Commissions, management fees and expenses all may be associated with investments in exchange traded funds (ETFs). Please read the CIBC ETFs prospectus and ETF Facts document before investing. To obtain a copy, call 1-888-888-3863, ask your advisor or visit CIBC.com/etfs. ETFs are not guaranteed, their values change frequently and past performance may not be repeated.

CIBC Asset Management and the CIBC logo are trademarks of CIBC, used under license.

The material and/or its contents may not be reproduced without the express written consent of CIBC Asset Management Inc.

©2022 Data Front. All Rights Reserved. The information contained herein: (1) is proprietary to Data Front and/or its content providers; (2) may not be copied or distributed; and (3) is not warranted to be accurate, complete or timely. Neither Data Front nor its content providers are responsible for any damages or losses arising from any use of this information. Past performance is no guarantee of future results.

CIBC Mutual Funds are managed by CIBC. The CIBC logo is a registered trademark of Canadian Imperial Bank of Commerce.