

## Renaissance Global Bond Fund

### Fund category

Global Fixed Income

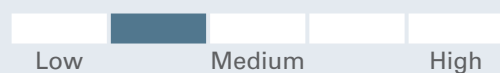
### Investment objective

Renaissance Global Bond Fund seeks to preserve capital and provide income and long-term growth primarily through investment in debt securities denominated in foreign currencies issued by Canadian or non-Canadian governments, corporations, and financial institutions.

### Why invest?

Active core global fixed income exposure

### Volatility & risk analysis



### Fund details - Class A

Fund code	ATL1028
Inception date	Oct 21, 1992
Management expense ratio	1.56%
Min. investment	\$500
Load structure	Front End Charge

### Fund details - Class F

Fund code	ATL1646
Inception date	Mar 8, 2002
Management expense ratio	0.82%
Min. investment	\$500
Load structure	No Sales or Redem

### Fund details - Premium

Fund code	ATL1210
Inception date	Jun 4, 2014
Management expense ratio	1.34%
Load structure	Front End Charge

### Fund details - F-Premium

Fund code	ATL1211
Inception date	Mar 18, 2014
Management expense ratio	0.84%
Load structure	No Sales or Redem

Total assets (\$Mil) 59.4

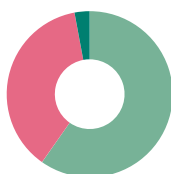
### Performance as at March 31, 2024

Annual return (%)	2014	2015	2016	2017	2018	2019	2020	2021	2022	2023	YTD
Class A	10.5	8.9	-0.3	3.6	2.4	1.8	7.5	-6.8	-11.1	4.3	-2.9
Class F	11.5	9.8	0.6	4.5	3.3	2.7	8.5	-6.0	-10.5	5.0	-2.7

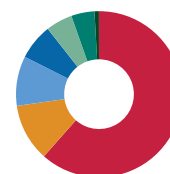
Trailing return (%)	1 mth	3 mths	6 mths	1 yr	2 yrs	3 yrs	5 yrs	10 yrs	SI
Class A	-0.2	-2.9	6.1	-2.2	-2.9	-3.6	-1.7	1.0	3.1
Class F	-0.1	-2.7	6.5	-1.5	-2.2	-3.0	-1.0	1.8	3.7

Dist. \$	Mar	Feb	Jan	Dec	Nov	Oct	Sep	Aug	Jul	Jun	May
Class A	-	-	-	-	-	-	-	-	-	-	-
Class F	-	-	-	-	-	-	-	-	-	-	-

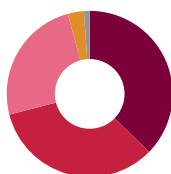
### Portfolio analysis as at March 31, 2024



Asset allocation*	(%)
U.S. Bonds	61.65
Global Bonds	38.51
Cash and Equivalents	3.04



Geographic allocation*	(%)
United States	61.65
Mexico	11.21
United Kingdom	9.69
Colombia	7.02
Brazil	5.18
South Africa	4.54
New Zealand	0.87
Other	-0.16



Fixed income breakdown	(%)
International Government Bonds	37.33
U.S. Government Bonds	33.67
U.S. Mortgage-Backed Securities	24.75
U.S. Federal Bonds	3.13
International Investment Grade Bonds	1.12

## Renaissance Global Bond Fund

### Investment managers

**Brandywine Global Investment  
Management LLC**

Top holdings	(%)
United States Treasury Note, 3.5%, 2/15/2033	17.95
United States Treasury Note (FRN), 5.56%, 10/31/2025	6.67
HM Treasury, 1.25%, 7/31/2051	5.75
Mexico, 8%, 11/7/2047	4.97
Ministerio De Hacienda Y Credito Publico, 9.25%, 5/28/2042	4.69
United States Treasury Note, 4.13%, 8/15/2053	4.63
United States Treasury Note, 3%, 8/15/2052	4.47
HM Treasury, 3.25%, 1/31/2033	3.95
United States Treasury Note, 4.25%, 2/15/2054	3.14
Cash & Equivalents	3.04

More holdings details	Total
Total Number of Holdings	37

For more information, please contact your CIBC Asset Management representative or visit [renaissanceinvestments.ca](http://renaissanceinvestments.ca)

## Renaissance Global Bond Fund

\* Due to rounding, amounts presented herein may not add up precisely to the total.

Renaissance Investments is offered by CIBC Asset Management Inc. The views expressed in this document are the views of CIBC Asset Management Inc. and are subject to change at any time. CIBC Asset Management Inc. does not undertake any obligation or responsibility to update such opinions. This document is provided for general informational purposes only and does not constitute financial, investment, tax, legal or accounting advice nor does it constitute an offer or solicitation to buy or sell any securities referred to. Individual circumstances and current events are critical to sound investment planning; anyone wishing to act on this document should consult with his or her advisor. All opinions and estimates expressed in this document are as of the date of publication unless otherwise indicated, and are subject to change.

®Renaissance Investments is a registered trademark of CIBC Asset Management Inc. The material and/or its contents may not be reproduced without the express written consent of CIBC Asset Management Inc.

©2022 Data Front. All Rights Reserved. The information contained herein: (1) is proprietary to Data Front and/or its content providers; (2) may not be copied or distributed; and (3) is not warranted to be accurate, complete or timely. Neither Data Front nor its content providers are responsible for any damages or losses arising from any use of this information. Past performance is no guarantee of future results.

®Renaissance Investments is offered by and is a registered trademark of CIBC Asset Management Inc. All fund performance is reported net of fees, benchmark data is reported gross of fees. This may impact a direct comparison between the fund and its benchmark.