

Renaissance Global Small-Cap Fund

Fund category

Global Small/Mid Cap Equity

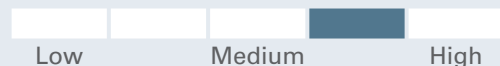
Investment objective

Renaissance Global Small-Cap Fund seeks to achieve long-term growth through capital appreciation, consistent with preservation of capital, through investment primarily in the common shares of smaller, less-established companies in developed markets around the world. The Fund may also invest in smaller, less-established companies in less-developed markets around the world, and may invest in companies that are suppliers or clients of smaller companies.

Why invest?

Globally focused solution, investing in smaller, less established companies in developed markets

Volatility & risk analysis



Fund details - Class A

Fund code	ATL1040
Inception date	Feb 2, 1998
Management expense ratio	2.29%
Min. investment	\$500
Load structure	Front End Charge

Fund details - Class F

Fund code	ATL1626
Inception date	Jan 31, 2001
Management expense ratio	1.09%
Min. investment	\$500
Load structure	No Sales or Redem
Total assets (\$Mil)	649.9

Performance as at March 31, 2024

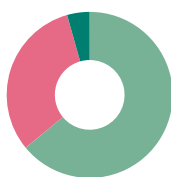
Annual return (%)	2014	2015	2016	2017	2018	2019	2020	2021	2022	2023	YTD
Class A	7.7	21.1	-7.3	22.8	1.2	23.6	36.9	15.7	-29.7	22.0	2.8
Class F	8.9	22.5	-6.3	23.9	2.5	25.2	38.6	17.1	-28.9	23.5	3.1

Trailing return (%)	1 mth	3 mths	6 mths	1 yr	2 yrs	3 yrs	5 yrs	10 yrs	SI
Class A	-0.4	2.8	17.3	18.3	3.3	0.6	8.7	9.2	8.2
Class F	-0.3	3.1	18.0	19.7	4.5	1.8	10.1	10.5	5.8

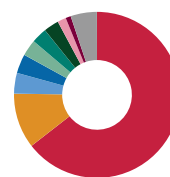
Dist. \$	Mar	Feb	Jan	Dec	Nov	Oct	Sep	Aug	Jul	Jun	May
Class A	-	-	-	-	-	-	-	-	-	-	-
Class F	-	-	-	-	-	-	-	-	-	-	-

Portfolio analysis as at March 31, 2024

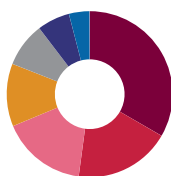
Investment Style: Bottom-up, growth



Asset allocation*	(%)
U.S. Equity	64.48
International Equity	31.80
Cash and Equivalents	4.43



Geographic allocation*	(%)
United States	64.48
Japan	10.76
Israel	4.02
India	3.75
Luxembourg	3.18
Taiwan	3.02
United Kingdom	2.97
Australia	1.68
Belgium	1.01
Other	5.13



Sector allocation	(%)
Information Technology	33.35
Industrials	18.78
Health Care	16.60
Consumer Discretionary	12.23
Financials	8.65
Materials	6.35
Consumer Staples	3.97
Real Estate	0.07

Renaissance Global Small-Cap Fund

Investment managers

Wasatch Advisors

Top holdings	(%)
Cash & Equivalents	4.43
HealthEquity Inc. Com	3.84
The Ensign Group, Inc. Com	3.50
RBC Bearings Inc. Com	3.49
Globant S.A. Com	3.18
Balchem Corporation Com	3.09
Trex Company, Inc. Com	2.93
Valvoline Inc. Com	2.85
Paylocity Holding Corporation Com	2.76
Q2 Holdings, Inc. Com	2.71

More holdings details	Total
Total Number of Holdings	61

For more information, please contact your CIBC Asset Management representative or visit renaissanceinvestments.ca

Renaissance Global Small-Cap Fund

* Due to rounding, amounts presented herein may not add up precisely to the total.

Renaissance Investments is offered by CIBC Asset Management Inc. The views expressed in this document are the views of CIBC Asset Management Inc. and are subject to change at any time. CIBC Asset Management Inc. does not undertake any obligation or responsibility to update such opinions. This document is provided for general informational purposes only and does not constitute financial, investment, tax, legal or accounting advice nor does it constitute an offer or solicitation to buy or sell any securities referred to. Individual circumstances and current events are critical to sound investment planning; anyone wishing to act on this document should consult with his or her advisor. All opinions and estimates expressed in this document are as of the date of publication unless otherwise indicated, and are subject to change.

®Renaissance Investments is a registered trademark of CIBC Asset Management Inc. The material and/or its contents may not be reproduced without the express written consent of CIBC Asset Management Inc.

©2022 Data Front. All Rights Reserved. The information contained herein: (1) is proprietary to Data Front and/or its content providers; (2) may not be copied or distributed; and (3) is not warranted to be accurate, complete or timely. Neither Data Front nor its content providers are responsible for any damages or losses arising from any use of this information. Past performance is no guarantee of future results.

®Renaissance Investments is offered by and is a registered trademark of CIBC Asset Management Inc. All fund performance is reported net of fees, benchmark data is reported gross of fees. This may impact a direct comparison between the fund and its benchmark.