

## Renaissance Optimal Global Equity Portfolio

### Fund category

Global Equity

### Investment objective

Renaissance Optimal Global Equity Portfolio seeks to obtain long-term capital appreciation by investing primarily in units of global and/or Canadian mutual funds.

### Why invest?

Exposure to a well-diversified portfolio of global equities & fixed income that is primarily focused on capital growth

### Volatility & risk analysis



### Fund details - Class A

Fund code	ATL1902
Inception date	Feb 16, 2000
Management expense ratio	2.15%
Min. investment	\$500
Load structure	Front End Charge

### Fund details - Class F

Fund code	ATL1652
Inception date	May 9, 2001
Management expense ratio	1.05%
Min. investment	\$500
Load structure	No Sales or Redem
Total assets (\$Mil)	31.6

### Performance as at March 31, 2024

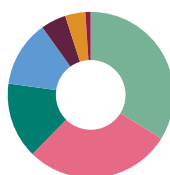
Annual return (%)	2014	2015	2016	2017	2018	2019	2020	2021	2022	2023	YTD
Class A	8.6	10.8	1.3	13.7	-4.3	18.8	8.4	11.2	-12.1	9.2	5.1
Class F	10.1	12.4	2.6	15.1	-3.1	20.3	9.8	12.4	-11.1	10.4	5.4

Trailing return (%)	1 mth	3 mths	6 mths	1 yr	2 yrs	3 yrs	5 yrs	10 yrs	SI
Class A	1.9	5.1	12.9	10.1	3.4	3.5	5.6	6.1	2.1
Class F	1.9	5.4	13.5	11.3	4.5	4.6	6.8	7.5	4.2

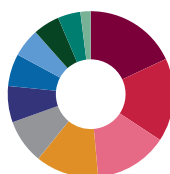
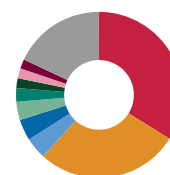
Dist. \$	Mar	Feb	Jan	Dec	Nov	Oct	Sep	Aug	Jul	Jun	May
Class A	-	-	-	-	-	-	-	-	-	-	-
Class F	-	-	-	-	-	-	-	-	-	-	-

### Portfolio analysis as at March 31, 2024

Investment Style: Bottom-up, value/growth blend



Asset allocation*	(%)	Geographic allocation*	(%)
International Equity	33.86	United States	33.88
U.S. Equity	28.62	Canada	27.88
Canadian Equity	14.86	United Kingdom	4.20
Canadian Bonds	12.93	Japan	4.16
Cash and Equivalents	4.95	France	3.56
U.S. Bonds	3.94	Switzerland	2.65
Global Bonds	1.02	China	1.94



Sector allocation	(%)
Information Technology	18.02
Financials	16.28
Industrials	14.27
Health Care	12.30
Consumer Discretionary	8.64
Energy	7.09
Utilities	6.30
Materials	5.54
Communication Services	5.16
Consumer Staples	4.40
Real Estate	2.00

## Renaissance Optimal Global Equity Portfolio

### Investment managers

**CIBC Asset Management Inc.**

**American Century Investment Management Inc.**

**Ares Management LLC**

**Brandywine Global Investment Management LLC**

**CIBC Private Wealth Advisors Inc.**

**Maple-Brown Abbott Ltd.**

**PIMCO**

**Sophus Capital**

**Walter Scott & Partners Ltd.**

**Wasatch Advisors**

### Top underlying funds (%)

CIBC U.S. Equity Growth Fund	17.88
CIBC International Equity Fund	11.54
CIBC Canadian Bond Fund	11.54
CIBC Canadian Dividend Fund	8.33
CIBC Emerging Markets Fund	8.21
CIBC Canadian Growth Fund	8.18
CIBC U.S. Equity Income Fund	7.76
CIBC International Dividend Fund	7.62
CIBC Global Small-Cap Fund	5.03
CIBC Global Infrastructure Fund	4.87

### Top holdings (%)

Cash & Equivalents	4.95
Microsoft Corp. Com	1.54
Royal Bank of Canada Com	1.20
Alphabet Inc. Cl A	1.19
Amazon.com Inc. Com	1.11
Novo Nordisk A/S Almindelig Aktie B	0.81
Taiwan Semiconductor	0.77
Manufacturing Co. Ltd. Shs	0.77
NVIDIA Corp. Com	0.77
Bank of Montreal Com	0.76
Canadian Pacific Kansas City Limited Com	0.74

### More holdings details Total

Number of Portfolio Holdings	14
------------------------------	----

For more information, please contact your CIBC Asset Management representative or visit [renaissanceinvestments.ca](http://renaissanceinvestments.ca)

## Renaissance Optimal Global Equity Portfolio

\* Due to rounding, amounts presented herein may not add up precisely to the total.

Renaissance Investments is offered by CIBC Asset Management Inc. The views expressed in this document are the views of CIBC Asset Management Inc. and are subject to change at any time. CIBC Asset Management Inc. does not undertake any obligation or responsibility to update such opinions. This document is provided for general informational purposes only and does not constitute financial, investment, tax, legal or accounting advice nor does it constitute an offer or solicitation to buy or sell any securities referred to. Individual circumstances and current events are critical to sound investment planning; anyone wishing to act on this document should consult with his or her advisor. All opinions and estimates expressed in this document are as of the date of publication unless otherwise indicated, and are subject to change.

®Renaissance Investments is a registered trademark of CIBC Asset Management Inc. The material and/or its contents may not be reproduced without the express written consent of CIBC Asset Management Inc.

©2022 Data Front. All Rights Reserved. The information contained herein: (1) is proprietary to Data Front and/or its content providers; (2) may not be copied or distributed; and (3) is not warranted to be accurate, complete or timely. Neither Data Front nor its content providers are responsible for any damages or losses arising from any use of this information. Past performance is no guarantee of future results.

®Renaissance Investments is offered by and is a registered trademark of CIBC Asset Management Inc. All fund performance is reported net of fees, benchmark data is reported gross of fees. This may impact a direct comparison between the fund and its benchmark.