

## Renaissance Global Real Estate Currency Neutral Fund

### Fund category

Real Estate Equity

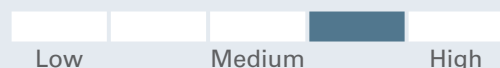
### Investment objective

Renaissance Global Real Estate Currency Neutral Fund seeks long-term capital growth primarily through exposure to a global real estate fund that invests primarily in equity securities of companies throughout the world that are involved in, or that indirectly benefit from, management companies, commercial, industrial, and residential properties, or other investment in the real estate sector. The Fund will attempt to reduce its currency exposure to non-Canadian dollar currencies by implementing a currency hedging strategy.

### Why invest?

Exposure to listed global commercial real estate, managed by Cohen & Steers Capital

### Volatility & risk analysis



### Fund details - Class A

Fund code ATL1260  
 Inception date Oct 20, 2010  
 Management expense ratio 2.46%  
 Min. investment \$500  
 Load structure Front End Charge

### Fund details - Class F

Fund code ATL1263  
 Inception date Oct 22, 2012  
 Management expense ratio 1.09%  
 Min. investment \$500  
 Load structure No Sales or Redem  
 Total assets (\$Mil) 7.3

### Performance as at March 31, 2024

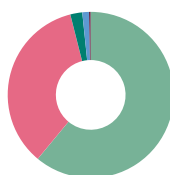
Annual return (%)	2014	2015	2016	2017	2018	2019	2020	2021	2022	2023	YTD
Class A	17.3	4.0	2.2	7.3	-3.8	22.2	-8.0	27.0	-24.4	9.4	0.7
Class F	19.0	5.4	3.6	8.6	-2.6	23.7	-6.8	28.7	-23.4	10.8	1.0

Trailing return (%)	1 mth	3 mths	6 mths	1 yr	2 yrs	3 yrs	5 yrs	10 yrs	SI
Class A	3.6	0.7	12.8	9.0	-7.0	-0.2	0.8	4.1	4.1
Class F	3.7	1.0	13.6	10.4	-5.8	1.1	2.1	5.5	6.2

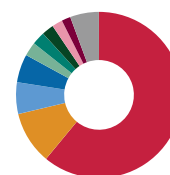
Dist. \$	Mar	Feb	Jan	Dec	Nov	Oct	Sep	Aug	Jul	Jun	May
Class A	-	-	-	0.0744	-	-	0.0077	-	-	0.0372	-
Class F	0.0284	-	-	0.1088	-	-	0.0495	-	-	0.0703	-

### Portfolio analysis as at March 31, 2024

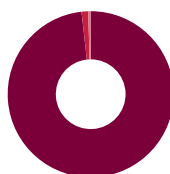
Investment Style: Top-down/bottom-up, value



Asset allocation*	(%)
U.S. Equity	61.01
International Equity	35.03
Canadian Equity	2.34
Cash and Equivalents	1.29
Other	0.33



Geographic allocation*	(%)
United States	61.01
Japan	10.29
Australia	6.15
United Kingdom	5.51
Singapore	2.72
Germany	2.56
Canada	2.34
Hong Kong	2.05
France	1.76
Other	5.62



Sector allocation	(%)
Real Estate	98.24
Consumer Discretionary	1.28
Communication Services	0.48

## Renaissance Global Real Estate Currency Neutral Fund

### Investment managers

**CIBC Asset Management Inc.**

**Cohen & Steers Capital Management Inc.**

Top holdings	(%)
Prologis Inc. Com	7.03
Welltower Inc. Com	6.22
Invitation Homes Inc. Com	5.66
Digital Realty Trust Inc. Com	5.52
Simon Property Group Inc. Com	5.08
Equinix Inc. Com Par \$0.001	3.61
Realty Income Corp. Com	3.46
Extra Space Storage Inc. Com	2.85
Mitsui Fudosan Co. Ltd. Shs	2.68
VICI Properties Inc. Com	2.52

More holdings details	Total
Total Number of Holdings	81

For more information, please contact your CIBC Asset Management representative or visit [renaissanceinvestments.ca](http://renaissanceinvestments.ca)

## Renaissance Global Real Estate Currency Neutral Fund

\* Due to rounding, amounts presented herein may not add up precisely to the total.

Renaissance Investments is offered by CIBC Asset Management Inc. The views expressed in this document are the views of CIBC Asset Management Inc. and are subject to change at any time. CIBC Asset Management Inc. does not undertake any obligation or responsibility to update such opinions. This document is provided for general informational purposes only and does not constitute financial, investment, tax, legal or accounting advice nor does it constitute an offer or solicitation to buy or sell any securities referred to. Individual circumstances and current events are critical to sound investment planning; anyone wishing to act on this document should consult with his or her advisor. All opinions and estimates expressed in this document are as of the date of publication unless otherwise indicated, and are subject to change.

®Renaissance Investments is a registered trademark of CIBC Asset Management Inc. The material and/or its contents may not be reproduced without the express written consent of CIBC Asset Management Inc.

©2022 Data Front. All Rights Reserved. The information contained herein: (1) is proprietary to Data Front and/or its content providers; (2) may not be copied or distributed; and (3) is not warranted to be accurate, complete or timely. Neither Data Front nor its content providers are responsible for any damages or losses arising from any use of this information. Past performance is no guarantee of future results.

®Renaissance Investments is offered by and is a registered trademark of CIBC Asset Management Inc. All fund performance is reported net of fees, benchmark data is reported gross of fees. This may impact a direct comparison between the fund and its benchmark.